

## Creative Process for Commissions:

This is a (work in progress) guide for how I usually work on my commissions with my client, which can differ depending on the request.

- 1) Planning: I need a description of what you want me to paint. Visual elements (and short descriptions) are personally very helpful for me, such as:
  - References (images from google/pinterest/etc for outfits, facial features, ...)
  - mood boards
  - what emotion you want me to show
  - the world they live in
  - what the character's personality is like

If you want me to decide on these things, I can do that too, I'm always happy to design and bring in my own ideas!

(however, if you want or want to avoid something specific definitely let me know!)

Tip: Little doodles like these are very helpful for me!



## 2) Thumbnails (rough drafts)

You will first get rough sketches to decide on a pose/general concept for the painting.

In this stage most of the change is possible and easy for me to do so if there is anything you would like me to change do let me know, as large changes will not be possible in the later stages.

This stage is good to experiment with ideas too as shown in these environment doodles.

I usually do 1-5 sketches, if you want more sketches I can add more for a small fee.







### 3) Color Composition

Once the pose is decided I do color compositions to decide on a color palette and environment combination.

This will be a guide for the painting/mood and in the painting the colors will be more harmonized and organized in terms of saturation.

This way a mood can be decided from the start!

I usually give plenty of choices.















#### 4) First Draft

Once the mood and colors are chosen the thumbnail will be adjusted with values and I work on the general forms and larger elements in this stage.

From here on change will be harder for me so please if there is anything to adjust in bigger shapes give feedback here.

When I send you the this draft it is your last chance to request edits and suggestions without an extracharge since the early planning stages end here.




#### 5) Painting Process


Once the Thumbnail is decided and the Illustration is planned, I can start with the painting process, rough shapes and forms will get defined and polished.

The face as well as the body will be painted.

In this stage I charge more for changes in terms of composition or pose since it would require me to rework major parts of the image from the previous stages.

Major changes such as entire outfits, poses, background elements, or great color changes will require a revision fee based on the time it takes.









## 6) Polishing


If you are happy here, I spend the rest of the painting with details in the areas of interest and getting some final touch ups done.

Note: In my art I have areas of high details and areas of rest: I don't render every part equally for balance and harmony. I also work with texture brushes for a painterly touch.

Usually, the focal area is the most detailed (face and center of interest.)

If you want me to add more details it will cost more, however I often do not recommend it since it can look like unpleasant noise, and my work already looks very detailed even with areas of rest.

Note: Highly detailed extra requests will cost more since it makes me paint longer. For example: Detailed and highly rendered armor, rendered flowers, wings, animals, a weapon and more.







#### 7) Additional InformationPayment:

I accept the payment up front, before I start work on the commission.

You can either pay via Local bank transfer (IDR) , or via PayPal.

Refunds:As commissions are custom created artwork, I do not offer any refunds after Stage 2.

However: You can get a partial 50% refund in the early stage (Stage 1 or 2).

In case you are unhappy with my work when I am nearly finished, I will not give you a refund since there were plenty of stages/revisions previously where necessary changes could have been made.

Timeframe:Usually, a Commission will be finished within 1-2 months max. depending on the complexity.

License:

When commissioning me, you are purchasing a license to use my artwork under my conditions for non-commercial purposes.

This means you are not allowed to sell, use it as merch, promotion, marketing, or any other commercial activity.

I reserve all rights to revoke your license.

You can however: print it for yourself, use it as profile picture and banner if you like. So, any personal use is alright with me.

I reserve all rights to the image and can sell it as prints, post them and use them however I like.

If you want to use the commissioned artwork for commercial purposes like book covers or print, please let me know and I can offer you different terms.